
















RESULT HIGHLIGHTS AISSE : 2016-17 [CLASS X]

SCHOOL TOPPERS (WITH CGPA-10)


			
<i>AADARSH SHAILESH BOTHARA</i>	<i>ADHYAN AHUJA</i>	<i>ADITI PARESH KHARAT</i>	<i>AARAJ SRIVASTAVA</i>
			
<i>AKSHAR NIRANJAN KATARIYA</i>	<i>AKSHAT JOSHI</i>	<i>AMRITA SINGH</i>	<i>ANANYA KUMAR</i>
			
<i>ANIESH DAS</i>	<i>ARNAV VINAYAK MANE</i>	<i>ARNAVA SINGH</i>	<i>ARYA MIHIR NANAL</i>
			
<i>ARYA RAQUVEER MANE</i>	<i>ARYAKI MANDJ THAKUR</i>	<i>ARYAN RAKESH GUPTA</i>	<i>ARYAN SARAF</i>



ASTTVA SEHGAL



CHIRAG VACHHANI



CHITRAKSHI CHAUHAN



DEV VISHWAJIT AKRE



DEVANSH MANISH TAPARIA



DEVYANI AMOL KONGRE




ESHA MANQESH SAWANT



HARSH BHARDWAJ




HARSH DINESH PUNAMIYA



HIMANSHU SINGH



HUNAR MALIK



J HARSHAVARDHAN



JAYMIN AMIT DESAI



KAARSHNEE DEWAN




KAREENA RAVI GANSHANI



KETKI MANKAR



MANASI MURARKA



MANAV MUNJAL



MEDHA ARORA



MEGHNA VIRENDRA KUMAR RAI



MRINALIKA BAJAJ



MRINALIKA SHARMA



MUSKAAN RAZDAN



MUSKAN VIKAS TULI



NAVNEET SINGH




NAVYA GUPTA



NEIL BARANWAL



NIDHISH BIRHADE



NIMIT JAIN



PARI SARANG SATARKAR



PAVNI AHUJA



PRANAMYA SHARMA



PRIYANSH PANDEY



RAJAT SRIVASTAVA



RIDHI BHALLA



RISHIKA SUNIL KOLOTI



RIYA DHARNE



ROHAN RAJESH PHATALE



ROSHNI SUBRAMANYA RAJA



RUDRAKSH RAJPUT



*RUSHMITHA VENKATA DIVYA
CHEKURI*



SAYALI SHASHANK KOLHE



SEJAL SACHIN GANDHI



SHARMISTHA KARMAKAR



SHOHAM CHAKRABORTY



SHREYANSH CHAKRABORTY



SIDDHARTH SANNA REDDY REDDY



SNEHIL SRIVASTAVA



SDUMYA SATISH TANEJA



SURYASHANKAR DAS



SWETA SINGHANIA



TANAY JITENDRA BORA



TANISH AJAY BAFNA



TANISHA SATISH DHUPDALE



TDSHEET DEEPAK LOKRAS



TRISHA YADAVILLI



UDAIVEER SINGH PRADHAN



VAISHNAVI PRASAD



VARUN VARATHARAJAN



VASANTAVADA ANIKAIT




VEDANT ANURAG SHAH




VIDHYA CHITTUR SRIRAM



VINITA ASHOK BHAT




VIRUPAAKSH VIVEK LAKHOTIA



YASH PANDEY



YASH SANDIP LODHA



ZOZA AZIZ MHAISALE



ABHINAV DINESH SHENDY



ADITI JAIN




AKANKSHA DARDA



ISHITA SANDIP SHAH



MIHIR DHARMESH GATHANI



RUTURAJ ATUL GODSE



TANMAY SAMEER BHANDARI



VEDANT MILIND PHADKE



ACHALA GUPTA



HARSHUL RAJ SURANA



MADHURA BHALCHANDRA WANI



RUSHABH ASHISH DESAI



SUHAAL MAHAK



RUJUTA RAJESH PAREKAR



KAVYA SHARMA



*KARISHMA KAUR RAVINDERPAL
HOODA*



PRAJANTA DESHPANDE



RIDHI MUNJE



KUSHAL KEJRIWAL



SWETHA BARUAH



MEDHA MANOJ BADAMKAR

OVERALL PERFORMANCE OF THE SCHOOL

Particulars	Total No.	(%)
Students Appeared	268	NA
Passed	268	100
Failed	0	0.0
Compartments	0	0.0
Total No. of Boys	147	54.9
Total No. of Girls	121	45.1
Students Appeared for Board Based Examination	82	30.6
Students Appeared for School Based Examination	186	69.4
Number of Students scoring CGPA=10	104	38.8
Number of Students scoring CGPA above 9.0 i.e. securing Grade A1	180	67.2
Number of Students scoring CGPA from 8.1-9.0 i.e. securing Grade A2	52	19.4
Number of Students scoring CGPA from 7.1-8.0 i.e. securing Grade B1	31	11.6
Number of Students scoring CGPA from 6.1-7.0 i.e. securing Grade B2	04	1.5
Number of Students scoring CGPA from 5.1-6.0 i.e. securing Grade C1	01	0.4
Number of Students scoring CGPA from 4.1-5.0 i.e. securing Grade C2	00	0.0
Number of Students scoring CGPA less than 4.0 i.e. securing Grade D, E1 or E2	00	0.0
School Average	9.3	

SUBJECT MEAN ANALYSIS (On Grade point basis)

SUBJECT	MEAN GRADE POINT
ENGLISH	9.6
HINDI	9.2
SANSKRIT	9.7
MATHS	9.0
SCIENCE	9.1
SOCIAL SCIENCE	9.2
FIT	8.7
OVERALL AGG MEAN	9.3

SUBJECT WISE RANGE LIST

SUBJECT	A1 GRADES	A2 GRADES	B1 GRADES	B2 GRADES	C1 GRADES	C2 GRADES
	(91%-100%)	(81%-90%)	(71%-80%)	(61%-70%)	(51%-60%)	(41%-50%)
ENGLISH	188	63	17	00	00	00
HINDI	97	51	32	06	04	00
SANSKRIT	60	17	01	00	00	00
MATHS	119	67	34	31	07	01
SCIENCE	133	67	39	33	05	01
SOCIAL SCIENCE	151	55	41	16	04	00
FIT	98	64	45	46	12	03

SUBJECTWISE GRADE PERFORMANCE (STUDENTS WITH GRADES A1 OR A2)

SUBJECT	Appeared	Total Nos. of A1 & A2	(%)
ENGLISH	268	251	93.7
HINDI	190	148	77.9
SANSKRIT	78	77	98.7
MATHS	259	186	71.8
SCIENCE	268	200	74.6
SOCIAL SCIENCE	267	206	77.2
FIT	268	162	60.5